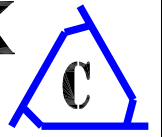


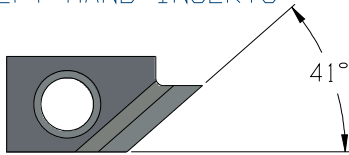
INSERTABLE COUNTERSINK INSERTS



PATENT Nos. D396,865 & 5,827,019

SEE PAGE #7 FOR STANDARD HOLDERS

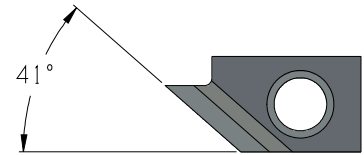
LEFT HAND INSERTS



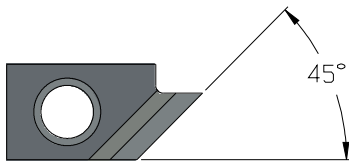
41° INSERTS

| L.H. INSERT No. | R.H. INSERT No. |
|-----------------|-----------------|
| CSI-41 | CSI-41R |

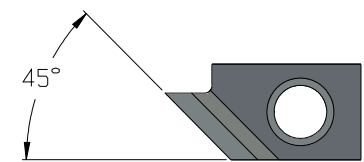
RIGHT HAND INSERTS



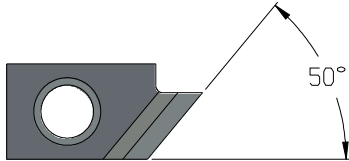
45° INSERTS



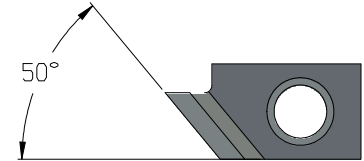
| L.H. INSERT No. | R.H. INSERT No. |
|-----------------|-----------------|
| CSI-45 | CSI-45R |



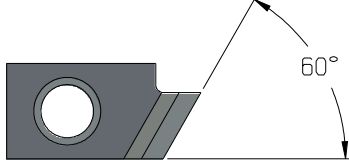
50° INSERTS



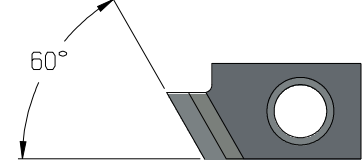
| L.H. INSERT No. | R.H. INSERT No. |
|-----------------|-----------------|
| CSI-50 | CSI-50R |



60° INSERTS

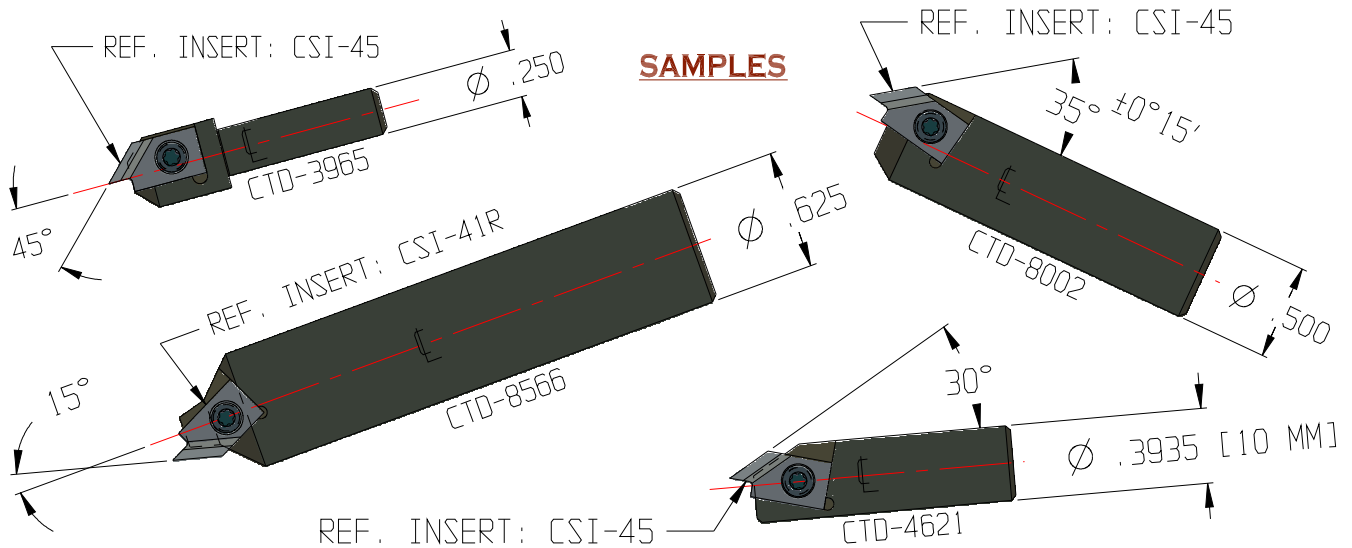


| L.H. INSERT No. | R.H. INSERT No. |
|-----------------|-----------------|
| CSI-60 | CSI-60R |



STANDARD INSERTS IN SPECIAL TOOLHOLDERS

CREATE ANY INCLUDED ANGLE AND DIAMETER WITH A SPECIAL HOLDER,
USING A STANDARD INSERT, DESIGNED TO YOUR SPECIFICATIONS.

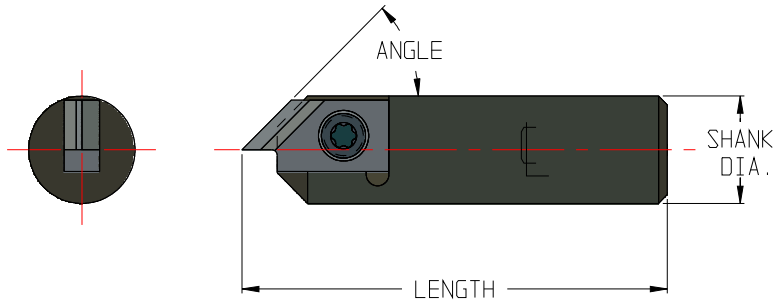




INSERTED COUNTERSINK TOOLHOLDERS



PATENT Nos. D396,865 & 5,827,019

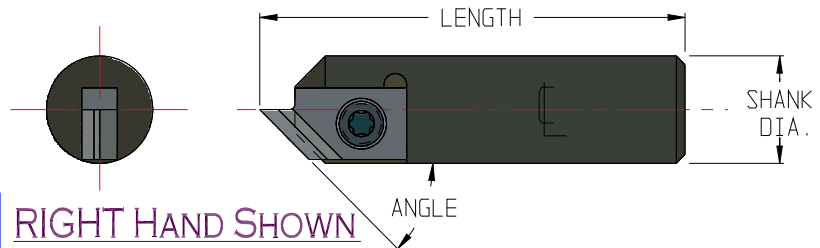


SEE INSERTS ON PAGE #6

FEATURES

- * COUNTERSINK RANGE FROM $\varnothing.035$ TO $\varnothing.325$
- * BACKWORKING LEFT OR RIGHT HAND CUTTING
- * CHAMFERING BACK END OF PART I.D.
- * THREE OTHER LENGTHS ARE AVAILABLE AS STANDARDS. 1.0, 2.0, 2.5. ORDERING EXAMPLE CSH-90-500-1.0, CSH-90-500-2.0, CSH-90-500-2.5
- * SPECIAL ORDER LENGTHS ARE AVAILABLE FOR HOLDERS ON THIS PAGE.
- * SPECIAL HOLDERS CAN BE MADE TO ACCOMMODATE LARGER PART COUNTERSINK DIAMETER RANGES

| LEFT HAND | | LEFT HAND SHOWN | | | | | |
|----------------|----------------|-----------------|------------|--------------|------------|-----------|------------|
| INCLUDED ANGLE | TOOLHOLDER No. | TOOL LENGTH | SHANK DIA. | INSERT ANGLE | INSERT NO. | SCREW No. | WRENCH No. |
| 82° | CSH-90-375 | 1.5 | .375 | 41° | CSI-41 | CTD-3126 | CTD-3344 |
| 90° | CSH-90-375 | 1.5 | .375 | 45° | CSI-45 | CTD-3126 | CTD-3344 |
| 100° | CSH-90-375 | 1.5 | .375 | 50° | CSI-50 | CTD-3126 | CTD-3344 |
| 120° | CSH-120-375 | 1.5 | .375 | 60° | CSI-60 | CTD-3126 | CTD-3344 |
| 90° | CSH-90-437 | 1.5 | .4375 | 45° | CSI-45 | CTD-3126 | CTD-3344 |
| 82° | CSH-90-500 | 1.5 | .500 | 41° | CSI-41 | CTD-3126 | CTD-3344 |
| 90° | CSH-90-500 | 1.5 | .500 | 45° | CSI-45 | CTD-3126 | CTD-3344 |
| 100° | CSH-90-500 | 1.5 | .500 | 50° | CSI-50 | CTD-3126 | CTD-3344 |
| 120° | CSH-120-500 | 1.5 | .500 | 60° | CSI-60 | CTD-3126 | CTD-3344 |
| 90° | CSH-90-625 | 1.5 | .625 | 45° | CSI-45 | CTD-3126 | CTD-3344 |
| 90° | CSH-90-750 | 1.5 | .750 | 45° | CSI-45 | CTD-3126 | CTD-3344 |
| 90° | CSH-90-10MM | 1.5 | .3937 | 45° | CSI-45 | CTD-3126 | CTD-3344 |



SEE INSERTS ON PAGE #6

| RIGHT HAND | | RIGHT HAND SHOWN | | | | | |
|----------------|----------------|------------------|------------|--------------|------------|-----------|------------|
| INCLUDED ANGLE | TOOLHOLDER No. | TOOL LENGTH | SHANK DIA. | INSERT ANGLE | INSERT NO. | SCREW No. | WRENCH No. |
| 82° | CSH-90-375R | 1.5 | .375 | 41° | CSI-41R | CTD-3126 | CTD-3344 |
| 90° | CSH-90-375R | 1.5 | .375 | 45° | CSI-45R | CTD-3126 | CTD-3344 |
| 100° | CSH-90-375R | 1.5 | .375 | 50° | CSI-50R | CTD-3126 | CTD-3344 |
| 120° | CSH-120-375R | 1.5 | .375 | 60° | CSI-60R | CTD-3126 | CTD-3344 |
| 90° | CSH-90-437R | 1.5 | .4375 | 45° | CSI-45R | CTD-3126 | CTD-3344 |
| 82° | CSH-90-500R | 1.5 | .500 | 41° | CSI-41R | CTD-3126 | CTD-3344 |
| 90° | CSH-90-500R | 1.5 | .500 | 45° | CSI-45R | CTD-3126 | CTD-3344 |
| 100° | CSH-90-500R | 1.5 | .500 | 50° | CSI-50R | CTD-3126 | CTD-3344 |
| 120° | CSH-120-500R | 1.5 | .500 | 60° | CSI-60R | CTD-3126 | CTD-3344 |
| 90° | CSH-90-625R | 1.5 | .625 | 45° | CSI-45R | CTD-3126 | CTD-3344 |
| 90° | CSH-90-750R | 1.5 | .750 | 45° | CSI-45R | CTD-3126 | CTD-3344 |
| 90° | CSH-90-10MMR | 1.5 | .3937 | 45° | CSI-45R | CTD-3126 | CTD-3344 |