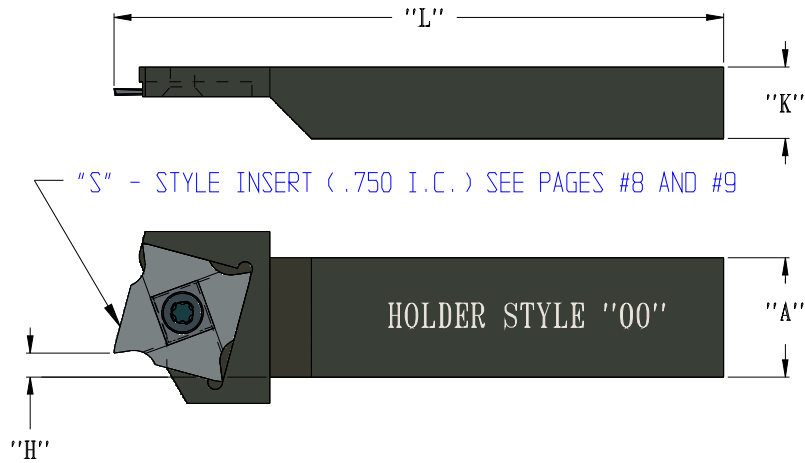


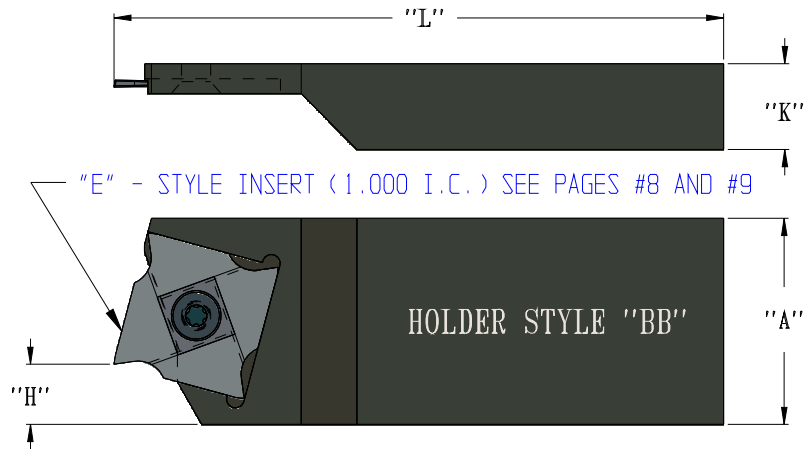


ACME CUT-OFF TOOLHOLDERS



PATENT No. D307859

MACHINE	TOOLHOLDER NUMBER	HOLDER STYLE	"A"	"H"	"L"	"K"	SCREW No.	WRENCH No.
R/A 7/16	ACSR-25	00	.988	.251	6.00	1.215	CTD-3341	CTD-3619
R/A 9/16	ACSR-30	00	1.188	.251	5.00	.595	CTD-3341	CTD-3619
R/A 1-1/4	ACSR-40	BB	1.781	.453	5.00	.845	CTD-3341	CTD-3619
R/A 1-5/8	ACSR-50	BB	1.875	.485	6.00	1.235	CTD-3341	CTD-3619
R/A 2	ACSR-60	BB	2.250	.407	6.00	1.235	CTD-3341	CTD-3619
R/A 3	ACSR-80	00	2.500	.219	6.00	1.484	CTD-3341	CTD-3619



PATENT No. D307859

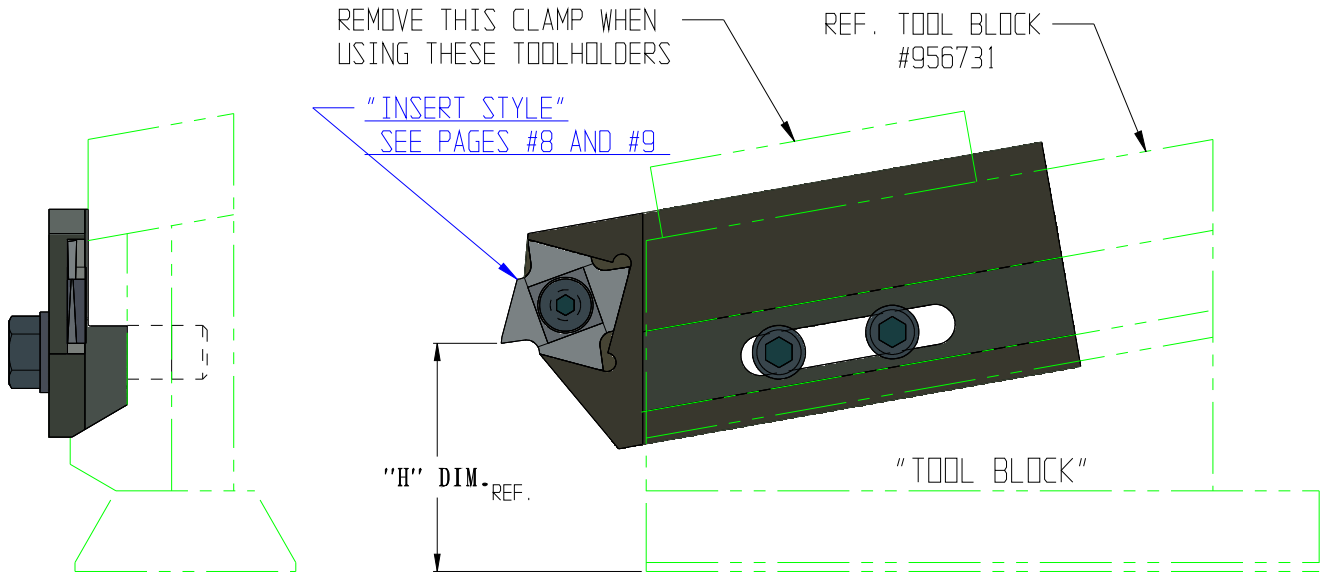
MACHINE	TOOLHOLDER NUMBER	HOLDER STYLE	"A"	"H"	"L"	"K"	SCREW No.	WRENCH No.
R/A 7/16	ECSR-25	00	.988	.251	6.00	1.215	CTD-4857	CTD-3619
R/A 9/16	ECSR-30	00	1.188	.251	5.00	.595	CTD-4857	CTD-3619
R/A 1-1/4	ECSR-40	BB	1.781	.453	5.00	.845	CTD-4857	CTD-3619
R/A 1-5/8	ECSR-50	BB	1.875	.485	6.00	1.235	CTD-4857	CTD-3619
R/A 2	ECSR-60	BB	2.250	.407	6.00	1.235	CTD-4857	CTD-3619
R/A 3	ECSR-80	00	2.500	.219	6.00	1.484	CTD-4857	CTD-3619



SPECIAL ACME TOOLHOLDERS



ENGINEERED TOOLING USED ON ACME MACHINES



"TOOL BLOCK"	"MACHINE" SIZE	"INSERT STYLE"	"INSERT I.C."	TOOLHOLDER NUMBER	SCREW No.	WRENCH No.	"H" DIM.
956731	7/16	"S"	.750 I.C.	CTD-3092	CTD-3341	CTD-3619	1.594 REF.
956731	7/16	"E"	1.000 I.C.	CTD-3220	CTD-4857	CTD-3619	1.594 REF.
TF-976249	1-1/4	"S"	.750 I.C.	CTD-9261	CTD-3341	CTD-3619	1.560 REF.

ENGINEERED TOOLING FOR A 7/16 ACME MACHINE - POSITION No. 2

