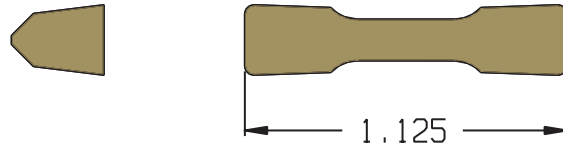




STANDARD INSERTS

DOGBONE INSERTS - STANDARD FLAT TOP - 1.125 O.A.L.



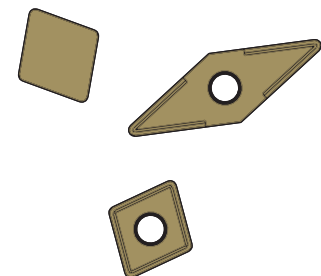
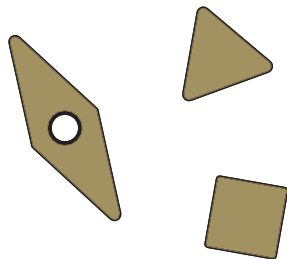
INSERT No. & GRADE	WIDTH	RADIUS	HEIGHT	GRADE
.094 FR C2 DR C5	.094	FULL RAD.	.250	C2 DR C5
.100 FR C2 DR C5	.100	FULL RAD.	.250	C2 DR C5
.100 x .015R C2 DR C5	.100	0.015	.250	C2 DR C5
.125 FR C2 DR C5	.125	FULL RAD.	.250	C2 DR C5
.125 x .015R C2 DR C5	.125	0.015	.250	C2 DR C5
.156 FR C2 DR C5	.156	FULL RAD.	.250	C2 DR C5
.156 x .015R C2 DR C5	.156	0.015	.250	C2 DR C5
.187 FR C2 DR C5	.187	FULL RAD.	.250	C2 DR C5
.187 x .015R C2 DR C5	.187	0.015	.250	C2 DR C5
.187 x .031R C2 DR C5	.187	0.031	.250	C2 DR C5
.250 FR C2 DR C5	.250	FULL RAD.	.338	C2 DR C5
.250 x .015R C2 DR C5	.250	0.015	.338	C2 DR C5
.250 x .031R C2 DR C5	.250	0.031	.338	C2 DR C5
.250 x .062R C2 DR C5	.250	0.062	.338	C2 DR C5
.312 FR C2 DR C5	.312	FULL RAD.	.338	C2 DR C5
.312 x .015R C2 DR C5	.312	0.015	.338	C2 DR C5
.375 FR C2 DR C5	.375	FULL RAD.	.338	C2 DR C5
.375 x .015R C2 DR C5	.375	0.015	.338	C2 DR C5

SPECIAL FORMS QUOTED ON REQUEST

TRIANGULAR INSERTS - SQUARE INSERTS - DIAMOND INSERTS

INSERT NUMBER & GRADE	INSERT NUMBER & GRADE
TPG-221 C2	TPG-321 & 322 TIN-COAT
TPG-222 C2	TPG-431, 432, 433, 434, 435 & 436 C2
TPG-321, 322, 323 & 324 C2	TPG-431, 432 & 433 C5
TPG-321, 322 & 323 C5	TPG-431, 432 & 436 TIN-COAT

INSERT NUMBER & GRADE
SPG-321 & 322 C2
SPG-420, 421, 422, 423 & 424 C2
SPG-420, 421, 422 & 423 C5
SPG-420, 421, 422 & 424 TIN-COAT
CPG-421, 422 & 423 C2
CNMG-431, 432 & 433 C2
CNMG-431, 432 & 433 TIN-COAT
TNMG-432 & 433 C2
VNMA-331 & 332 C2
VNMG-331 & 332 C2



CALL OR FAX FOR PRICING ON ANY STANDARD INSERT YOU MAY REQUIRE
 WE OFFER DESIGN AND BUILD ON TOOLHOLDER AND INSERT PACKAGES
 PLUS CAD DRAWING PROPOSALS FROM YOUR PART PRINTS.